


ACRALIGHT™

INTERNATIONAL SKYLIGHTS
800-325-4355



FRAME FINISH

FRAME BASE

- MILL (UNFINISHED)
- OTHER _____

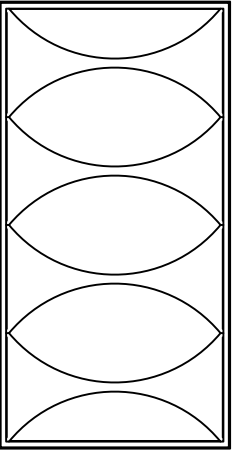
- SELF FLASHING

SKY-ARC™ DOUBLE GLAZING

OUTER GLAZING

- SKY-ARC™ (SA), SKY TOUGH (ST)™ WHITE INNER GLAZING
- CLEAR COLORLESS (AC)

SKY-ARC™



PLAN VIEW

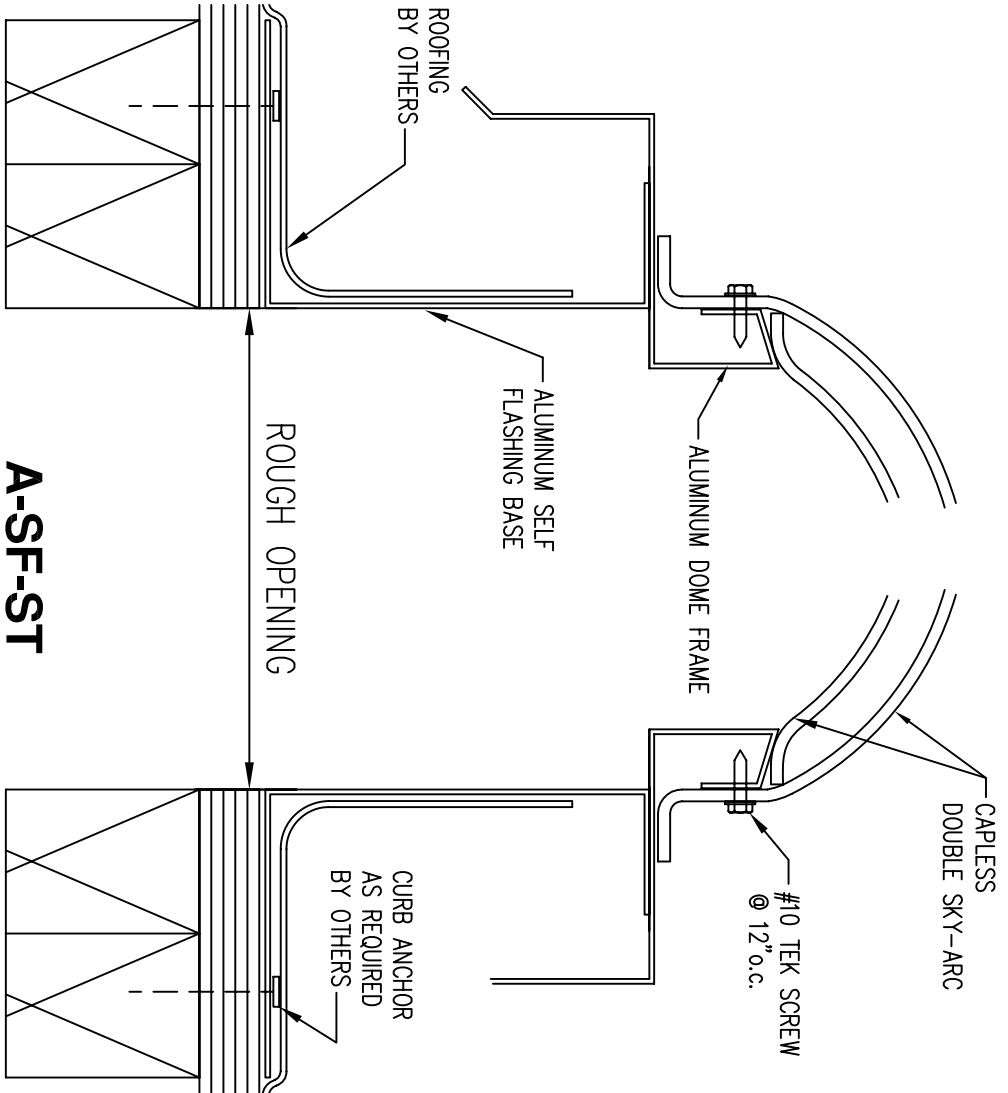


SIDE ELEVATION



END ELEVATION

QTY.	MODEL	ROUGH OPENING	QTY.	MODEL	ROUGH OPENING
	SQUARE			RECTANGULAR	
4646	46 1/4"	X 46 1/4"	4896	48"	X 96"
4848	48"	X 48"	6096	60"	X 96"



A-SF-ST

SCALE: 6" = 1'-0"

PROJECT :

CUSTOMER :

APPROVED BY:

DATE:

REVISIONS

△	_____
△	_____
△	_____

DATE SUB.:

DWG. BY: O.S.

DATE NEEDED OR SHIP BY:

ALUMINUM SKY ARC SKY TOUGH SELF FLASHING DOUBLE DOME SKYLIGHT

PAGE: 1.26