


ACRALIGHT™

INTERNATIONAL SKYLIGHTS
800-325-4355



FRAME FINISH

FRAME BASE

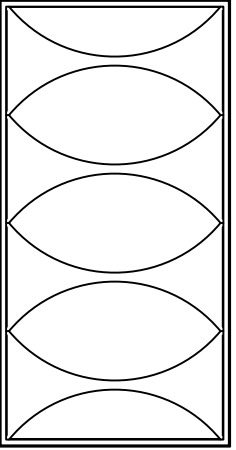
- MILL (UNFINISHED)
- OTHER _____

- SELF FLASHING

SINGLE SKY-ARC™ GLAZING

- SKY-ARC™ (SA), SKY TOUGH™ (ST) WHITE
- OTHER _____

SKY-ARC™



PLAN VIEW

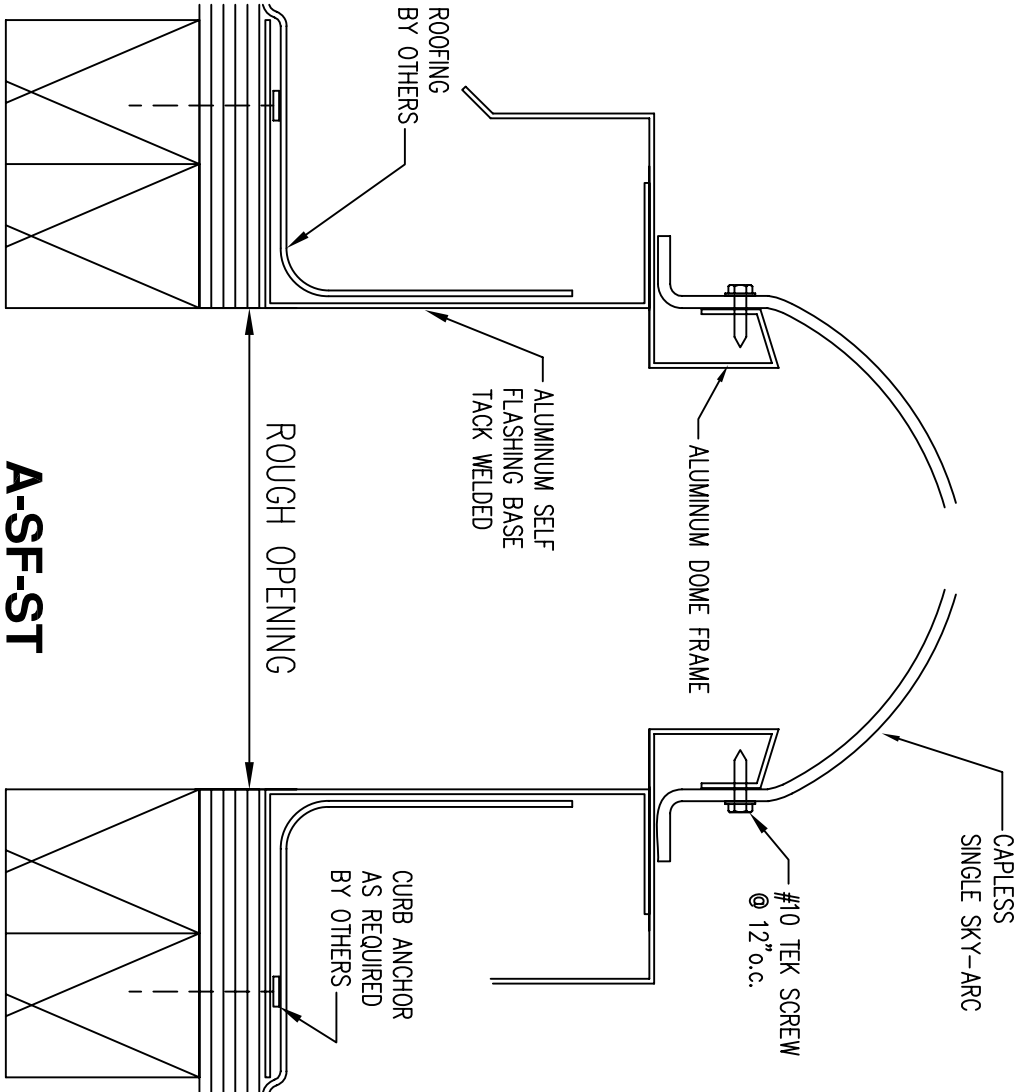


SIDE ELEVATION



END ELEVATION

QTY.	MODEL	ROUGH OPENING	QTY.	MODEL	ROUGH OPENING
	SQUARE			RECTANGULAR	
4646	46 1/4"	X 46 1/4"	4896	48"	X 96"
4848	48"	X 48"	6096	60"	X 96"



PROJECT :

CUSTOMER :

APPROVED BY:

DATE:

REVISIONS

JOB NO. :

DWG. BY: O.S.

DATE NEEDED OR SHIP BY:

DATE SUB.:

ALUMINUM SKY ARC SKY TOUGH SELF FLASHING SINGLE DOME SKYLIGHT

PAGE: 1.25